

WITH MEMBERS OF PRAIRIE ENERGY COOPERATIVE

Seeking candidates for two board positions

At the June 7, 2017, annual meeting of members, director terms in Districts 2 and 5 will expire.

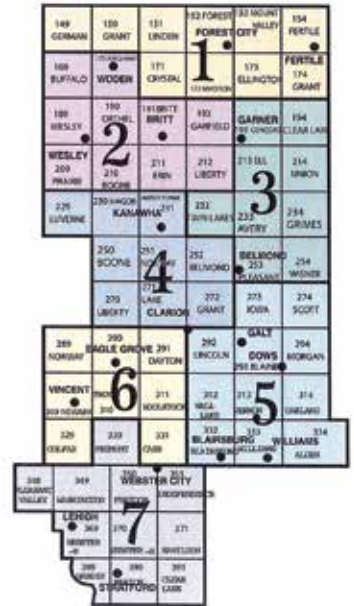
To be considered eligible for election, members must reside or receive electric service from Prairie Energy at a location within the district in which they are seeking election. If you are interested in serving on the board of directors, please contact or send information to one of the nominating committee members listed.

District 2: Bradley Buns
670 330th St
Woden IA 50484
641-565-3347

James Post
3301 250th Ave
Titonka IA 50480
515-928-2329

District 5: Ronald Lentz
3112 Washington Ave
Dows IA 50071
515-852-3302

Jerry Norris
PO Box 307
Dows IA 50071
515-852-4499



High school sophomores and juniors whose parents are members of Prairie Energy Cooperative are invited to apply for the 2017 Youth Tour to Washington D.C., held June 9-15.

The deadline to request an application is March 10.

The application includes completing open-book quizzes and answering the question: *What moment in American history do you wish you had taken part of and what would you have contributed?*


Contact Prairie Energy today for an application form.

In memoriam

Doyce Pringnitz, District 3 director, passed away on Saturday, December 10, after a short fight with cancer. Doyce and his wife Margaret farmed in Twin Lakes Township. He also served on the North Central Cooperative Board of Directors.

Doyce joined Prairie Energy's board of directors July 21, 2009. He was dedicated to doing his best for the membership with a goal of good service and affordable rates. To serve the members to the best of his abilities, Doyce participated in board training every year, earning his Credentialed Cooperative Director and just recently the Board Leadership Certificate. His leadership and service to Prairie Energy will be greatly missed.

Doyce is survived by his wife Margaret, and children: Jeremy (Donna); Jody (Greg); Julie (Jeremy) and Justin (Krista). He had four grandsons that he was very proud of.



Doyce Pringnitz


Preventing Electrical Fires

According to the National Fire Protection Association (NFPA), an estimated 37,900 home fires were reported in 2014 that involved electrical distribution and lighting equipment. These fires resulted in approximately 530 deaths, 1,290 injuries, and \$1.4 billion in property damage.

Safe Electricity offers the following checklist to help find possible issues with your electrical system or appliances before they become a fire hazard in your home:

- **Electrical outlets** – Check for loose-fitting plugs and loose wall receptacles. Replace missing or broken plates. If you have young children, install tamper-resistant outlets (TROs).
- **Electrical wiring** – If an outlet is not working, it may be an indicator of unsafe wiring. Contact an electrician.
- **Ground Fault Circuit Interrupters (GFCIs)** – Make sure GFCIs are installed in your kitchen, bathrooms, laundry, workshop, basement, garage, and outdoor outlets. Use the test and reset button monthly.
- **Arc Fault Circuit Interrupters (AFCIs)** – Consider having AFCIs installed in your home. If the AFCI detects any abnormality, it will shut the system off, preventing a fire.
- **Plugs** – Do not remove the grounding pin (third prong) to make a plug fit a two-conductor outlet.
- **Extension cords** – These are not intended as permanent household wiring, so use them on a temporary basis only. If you find you need more outlets, contact an electrician.
- **Light bulbs** – Verify that your light bulbs are the intended wattage for the lamp or fixture they are in, and make sure they are screwed in securely so they do not overheat.
- **Appliances/Electronics** – If an appliance repeatedly blows a fuse, trips a circuit breaker, or has given you an electrical shock, immediately unplug it and have it repaired or replaced.
- **Circuit breakers/fuses** – Check that circuit breakers are working properly. Fuses should be properly rated for the circuit they are protecting.
- **Service capacity** – If fuses blow or trip frequently, you may need to increase the capacity of your electrical service or add new branch circuits. Contact a qualified electrician.

For more information on electrical safety in your home, visit SafeElectricity.org.



Avoid overloading outlets with adapters and too many appliance plugs.

Scholarships available for co-op dependents



If you or a member of your family plans to attend college or technical school next year, don't forget to contact your electric cooperative for scholarship opportunities.

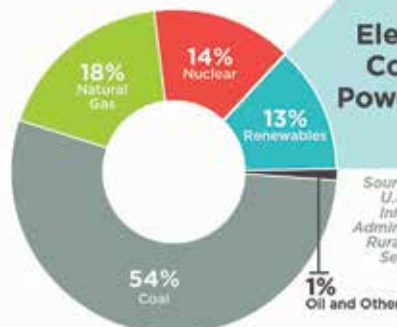
We are taking applications for a \$1,000 Basin scholarship available from Basin Electric Power Cooperative.

Contact us for details.

Electric Cooperatives Focus on Renewable Energy

Electric cooperatives use a diverse mix of fuels to supply members with safe, reliable and affordable power.






Renewable resources provide 13 percent of cooperative power needs nationwide, in line with the national average.



Electric Co-op Power Mix

Sources: 2014 U.S. Energy Information Administration, Rural Utilities Service and NRECA.



 Hydro	10,000 MW federally owned 685 MW co-op owned/cooperated
 Wind	5,497 MW
 Biomass	541 MW
 Solar	195 MW
 Geothermal & Heat Capture	54 MW



Did you purchase LED holiday lights? You are eligible for a rebate!

LED lighting rebate reminder

Did you purchase new LED holiday lights or decorations to use on a property served by your REC? Receive \$2 for each LED-lighted item purchased. You could receive a \$10 bill credit by purchasing the maximum allowed of five items.

Contact your electric cooperative for a rebate form.

FOUR TIPS TO PROTECT YOUR COMPUTER



1. Install antivirus software and keep it updated.



2. Never send emails that include your personal information (like date of birth or SSN).



3. Never open attachments or links unless you know the sender or were expecting the message.



4. Monitor children's activity on the Internet and make sure they know how to practice good cyber security.



Wondering how to stay safe online? Follow these tips from Barry Lawson, National Rural Electric Cooperative Association's associate director of power delivery and reliability. Lawson spends his time working with electric co-op utilities to try to protect the utilities from digital hackers.

Heating up savings and safety

Water heaters keep water at a ready-to-use temperature. Without proper maintenance, you could be wasting energy dollars and risking safety.

According to the Center of Disease Control and Prevention, younger children are most likely to sustain injuries from scalding water. When running water for hand washing or a bath for younger children, mix warm and cold water and check the temperature of the water. As an additional safeguard, consider having a scald-protection valve installed to manage the flow of overheated water.

Lower your water heater's set temperature to 120 degrees Fahrenheit. The lowered temperature reduces the chance of scalding-related injuries, cuts energy costs, and slows the buildup of minerals and pipe corrosion. Safe Electricity offers these additional tips to reduce the cost of water heating:

- Perform regular maintenance, including draining, testing the pressure valve, and checking the temperature.
- Install a low-flow faucet and showerhead, which can save 25 to 60 percent on water use.
- Do not let the water continue to run when you are brushing your teeth, washing your hands, or doing the dishes.
- Wash full loads in your dishwasher.
- Wash most of your laundry in cold water.
- Fix leaks and drips in faucets, showerheads, and pipes. According to the U.S. Department of Energy, a leak of one drip per second can bring about annual costs of up to \$35.
- If you are away from the home for three days or more, turn down the water heater's thermostat to the lowest setting or completely turn off the water heater.
- If your tank is warm to the touch, it could use additional insulation. This can save about 7 to 16 percent on heating costs, according to Energy.gov.
- When replacing appliances, consider purchasing Energy Star rated appliances, which cost less to operate. According to Energy Star, certified water heaters can save more than \$3,500 over the course of their lifetime.

For more additional tips on safety and efficiency, visit SafeElectricity.org.



Contact your electric cooperative today to learn about rebate offers on the efficient, safe Marathon water heater.

Sign up for auto pay and win a prize!

Sign up for auto payment between now and March 31, 2017, and we'll enter your name in a drawing for a \$50 bill credit. All you need to do is complete and sign the authorization form below.

Attach a blank check with the word VOID written across the face of the check and return the completed form to:

Clarion Headquarters or Garner District Office
 2099 Highway 3 West 600 West Third Street
 PO Box 353 Garner, Iowa 50438-1211
 Clarion, Iowa 50525-0353 641-923-2654 or
 515-532-2805 or **888-225-8707**
800-728-0013

You will receive your statement marked ****BANK DRAFT – DO NOT PAY****. Five working days before the due date of each month (or next banking day), we notify your bank or financial institution of the amount to be transferred from your account to pay your electric bill. Your bank deducts that amount from your account no sooner than the due date (or next banking day).

I (we) hereby authorize Prairie Energy Cooperative, to initiate debit entries to my (our) CHECKING _____ SAVINGS _____ account (select one) in the financial institution (BANK) named below. I (we) further authorize the BANK to debit such entries to my (our) account.

DEPOSITORY (BANK) NAME _____

BANK ROUTING # _____

ACCOUNT # _____

BRANCH _____

ADDRESS _____

CITY _____

STATE _____ ZIP _____

BANK TELEPHONE # (____) _____ - _____

It is understood that this agreement may be terminated by me (either of us) at any time up to five business days before the due date of the current month billing by oral or written notice to Prairie Energy Cooperative. Any such notification to Prairie Energy Cooperative shall be effective only with respect to entries initiated after receipt of such notification.

It is also understood that I (we) agree to be bound by the Operating Rules and guidelines of the National Automated Clearing House Association and shall have the rights set forth here with respect to all entries initiated by Prairie Energy Cooperative pursuant to this agreement.

 Depositors Signature Date

 Depositors Signature (if 2 are required) Date

Prairie Energy Cooperative use only

Account No. _____

Account No. _____



Tanner Riedesel



Lori Demuth



Darren Johnson



Steve Jackson

Recognized for service

Four Prairie Energy employees were recently recognized for their years of service: Tanner Riedesel, 10 years, Lori Demuth, 15 years; Darren Johnson, 15 years; and Steve Jackson; 25 years.

Editor's Choice winner

Susan Ausborn, Ventura, was the lucky winner of a \$100 energy-saving gift card at Menards. She won by entering the monthly Editor's Choice Contest in the *Living with Energy in Iowa* magazine.



Susan Ausborn

All Prairie Energy members are eligible to enter the Editor's Choice Contest for a chance to win valuable prizes. This month's prize and information on how to enter can be found on page 5 of this magazine.

iNtouch® is the official publication of Prairie Energy Cooperative
 2099 Highway 3W • Clarion, Iowa 50525-0353
 Phones answered 24/7: (515) 532-2805 • Pay-by-Phone: 844-241-0265
 Offices hours: Monday through Friday from 7:30 a.m. to 4:00 p.m.
 Becky Bradburn, Executive Vice President/General Manager



Follow us on Facebook at
<https://www.facebook.com/PrairieEnergyCooperative>



Sign up for our e-newsletter at www.prairieenergy.coop



Pay your bill online with SmartHub

This institution is an equal opportunity provider and employer.